

**S. P. Chandra**



Sex	: Male	Ayanamsa	: 23:10:04
Date of Birth	: 18-19/08/1950	C.P./K.P.	: CP
Day of Birth	: Friday-Saturday	Sunrise	: 06:27:28
Time of Birth	: 02:15:00	Sunset	: 18:24:44
Time in Ghatis	: 49:28:48	Sake	: 1872
City	: MOMBASA	Chandra Rasi (Paya) -	: Tula (Silver)
Country	: KENYA	Rasi Akshar	: र त
Latitude	: 004:04:S	Sun Sign(Western) -	: Simha
Longitude	: 039:39:E	Tithi	: Shukla - 6
Time Zone	: +03:00	Nakshatra	: Svati(2)
Local Time Corr.	: -0:21:24	Nak. Akshar	: रे
Local Mean Time	: 01:53:36	Nakshatra Paya	: Silver
War Time Corr.	: 00.00.00	Yoga	: Shukl
Summer Time	: 00.00.00	Karan	: Taitila
Sidereal Time	: 23:40:36	Ritu	: Varsha
Ayan	: South	Module	: 100
Goal	: North	Hindu Month (Kar.)	: 2006 - Shrawan
Vimshotari Balance	: Rahu - 13 - 05 - 13	Hindu Month (Chai.)	: 2007 - Shrawan
Ashtotari Balance	: Mang - 03 - 05 - 28		

*While all precautions have been taken for the accuracy of the complex calculations, the maker of these horoscopes makes no warranties, either expressed or implied.*

*HE WHO CAN SEE THE INVISIBLE CAN DO THE IMPOSSIBLE*



**ASHOK S. SHARMA**

CIVIL ENGINEER,  
JYOTISH VISHARAD , VASTU SHASTRI

101, B-WING,SHIV KRIPA BLDG.,  
OLD NAGAR DAS ROAD, ANDHERI (EAST)  
MUMBAI-400069.

TEL.66993659. MOB.:922343 4014.

ashoksharmaastro@vsnl.net / info@sharmaashok.com

E-Kundli (701)

**S. P. Chandra**

Category		Start		End	
		Date	Time	Date	Time
Rasi	Kanya	16/08/1950	05:41	18/08/1950	09:11
	☞ Tula	<b>18/08/1950</b>	<b>09:11</b>	<b>20/08/1950</b>	<b>12:02</b>
	Vrschik	20/08/1950	12:02	22/08/1950	14:47
Tithi	Shukla5	17/08/1950	14:05	18/08/1950	12:03
	☞ Shukla6	<b>18/08/1950</b>	<b>12:03</b>	<b>19/08/1950</b>	<b>09:55</b>
	Shukla7	19/08/1950	09:55	20/08/1950	07:42
Nakshatra	Chitra	17/08/1950	21:49	18/08/1950	20:32
	☞ Svati	<b>18/08/1950</b>	<b>20:32</b>	<b>19/08/1950</b>	<b>19:08</b>
	Visakha	19/08/1950	19:08	20/08/1950	17:40
Yoga	Shuba	17/08/1950	20:03	18/08/1950	17:19
	☞ Shukl	<b>18/08/1950</b>	<b>17:19</b>	<b>19/08/1950</b>	<b>14:29</b>
	Brahma	19/08/1950	14:29	20/08/1950	11:36
Karan	Kaulava	18/08/1950	12:03	18/08/1950	23:00
	☞ Taitila	<b>18/08/1950</b>	<b>23:00</b>	<b>19/08/1950</b>	<b>09:55</b>
	Gara	19/08/1950	09:55	19/08/1950	20:49

**At Sunrise (18/08/1950)**

Rasi	Tithi	Nakshatra	Yoga	Karan
Kanya	Shukla 5	Chitra	Shuba	Balava

**Avakhada Chakra**

Yoga	Shukl
Karan	Taitila
Varan	Shodra
Tatva	Vayu
Vashya	Manav
Varga	Mrig
Yoni	MAHI
Gana	Dev
Yunga	Madhya
Nadi	Antya

**Ghatak (Malefics)**

Rasi	Tula
Month	Magh
Tithi	4-9-14
Day	Thursday
Nakshatra	Satatar
Yoga	Shukl
Karan	Taitila
Prahar	4
Chandra	Dhan
Sthri-Chandra	Meen

**Sani's Sade Sati**

Sadesati	20/09/1950	-	07/11/1958
Small Panoti	01/02/1961	-	27/01/1964
Small Panoti	28/04/1971	-	10/06/1973
Sadesati	04/11/1979	-	17/12/1987
Small Panoti	21/03/1990	-	10/11/1993
Small Panoti	07/06/2000	-	07/04/2003
Sadesati	10/09/2009	-	26/10/2017

### ASPECTS ON PLANETS

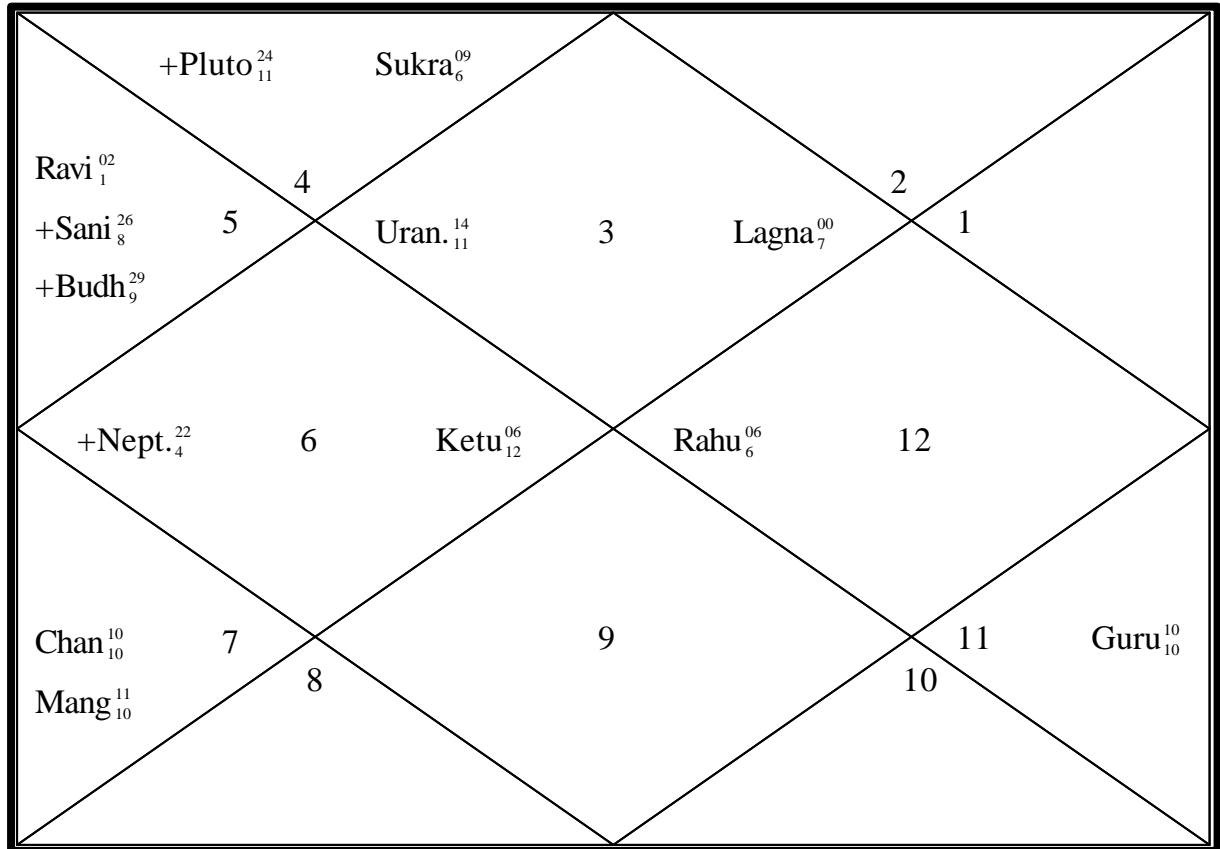
	Ravi	Chan	Mang	Budh	Guru	Sukr	Sani	Rahu	Ketu	Uran	Nept	Plut
<b>Ravi</b>	.	67 Sext	69	27	172 Oppo	22	23	146	34	47 Ssqr	49 Ssqr	7 Conj
<b>Chan</b>	.	.	1 Conj	40	120 Trin	90 Sqr	43 Ssqr	146	33	115 Trin	17	75
<b>Mang</b>	.	.	.	42 Ssqr	118 Trin	92 Sqr	45 Ssqr	144	35	116 Trin	19	76
<b>Budh</b>	.	.	.	.	160	49 Ssqr	3 Conj	173 Oppo	7 Conj	74 Quin	22	34
<b>Guru</b>	.	.	.	.	.	150 Ququ	164	26	153 Ququ	125 Trin	138 Sesq	165
<b>Sukr</b>	.	.	.	.	.	.	46 Ssqr	123 Trin	57 Sext	24	72 Quin	15
<b>Sani</b>	.	.	.	.	.	.	.	170	10	71 Quin	26	31
<b>Rahu</b>	.	.	.	.	.	.	.	.	180 Oppo	99	164	139
<b>Ketu</b>	.	.	.	.	.	.	.	.	.	81	15	41 Ssqr
<b>Uran</b>	.	.	.	.	.	.	.	.	.	.	97 Sqr	39
<b>Nept</b>	.	.	.	.	.	.	.	.	.	.	.	57 Sext

Planet	Motion	Lat	Decli	Combst	Exalt	House
Ravi	00:57:44	00:00:00	13:03:08	--	--	M-Tri
Chan	14:10:17	-02:57:00	-15:21:23	--	--	--
Mang	00:37:18 Medium	-00:47:29	-13:57:21	--	--	Ene-House
Budh	01:02:14 Medium	-01:38:41	01:24:29	--	--	--
Guru	-00:07:46 Medium	-01:17:05	-11:26:46	--	--	--
Sukra	01:13:08 Medium	00:23:07	19:53:42	--	--	--
Sani	00:07:05 Fast	01:56:06	06:02:42	--	--	Ene-House
Rahu	-00:03:10	00:00:00	00:00:00	--	--	Ene-House
Ketu	-00:03:10	00:00:00	00:00:00	--	--	Ene-House

## NIRAYAN PLANETARY LONGITUDES

Planets	Longitude	Mode	Nakshatra	R.L	N.L	S.L	Avastha
Lagna	Mithun 00:46:02	-	Mrigasira(3)	Budh	Mang	Budh	--
Ravi	Simha 02:15:08	-	Magha (1)	Ravi	Ketu	Sukr	Baal
Chan	Tula 10:02:02	-	Svati (2)	Sukr	Rahu	Guru	Kumr
Mang	Tula 11:52:58	-	Svati (2)	Sukr	Rahu	Sani	Kumr
Budh	Simha 29:28:42	-	U.phalgun(1)	Ravi	Ravi	Rahu	Mrut
Guru	Kumbh 10:16:23	Ret	Satatora (2)	Sani	Rahu	Guru	Kumr
Sukra	Karka 09:43:25	-	Pusya (2)	Chan	Sani	Sukr	Vrdh
Sani	Simha 26:03:36	-	P.phalgun(4)	Ravi	Sukr	Ketu	Mrut
Rahu	Meen 06:46:01	Ret	U.bhadra (2)	Guru	Sani	Budh	Mrut
Ketu	Kanya 06:46:01	Ret	U.phalgun(4)	Budh	Ravi	Budh	Mrut
Uran.	Mithun 14:55:27	-	Ardhra (3)	Budh	Rahu	Ketu	Yuva
Nept.	Kanya 22:09:07	-	Hastha (4)	Budh	Chan	Sukr	Kumr
Pluto	Karka 24:54:12	-	Aslesha (3)	Chan	Budh	Rahu	Kumr
Mandi	Vrishab 22:15:37	-	Rohini (4)	Sukr	Chan	Sukr	--
Fortuna	Simha 08:32:55	-	Magha (3)	Ravi	Ketu	Guru	--

## LAGNA CHART



**Chan >>> Sukra >>> Chan**

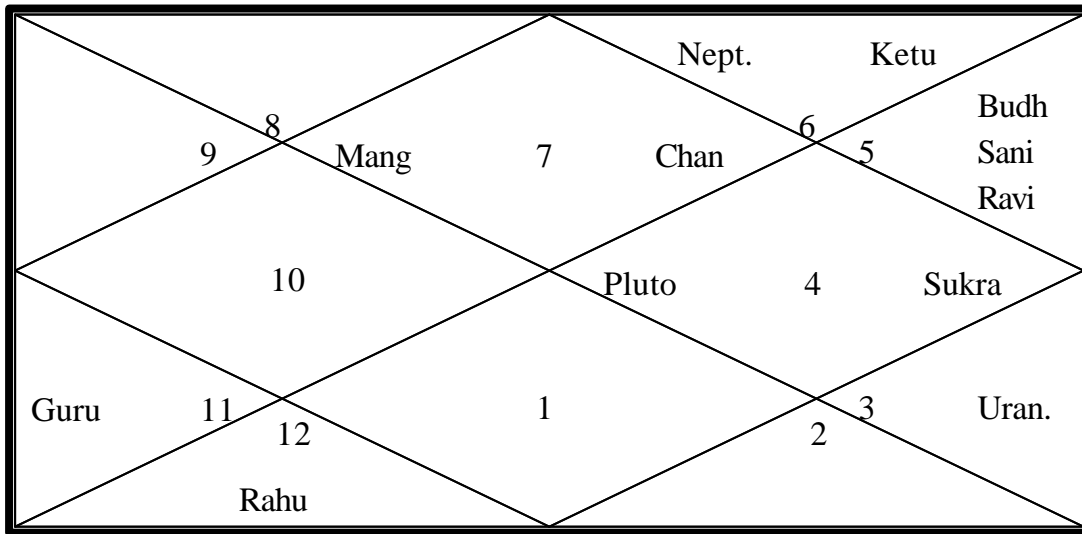
+sign indicates the position of planet in the next house in chalit chart.

S. P. Chandra

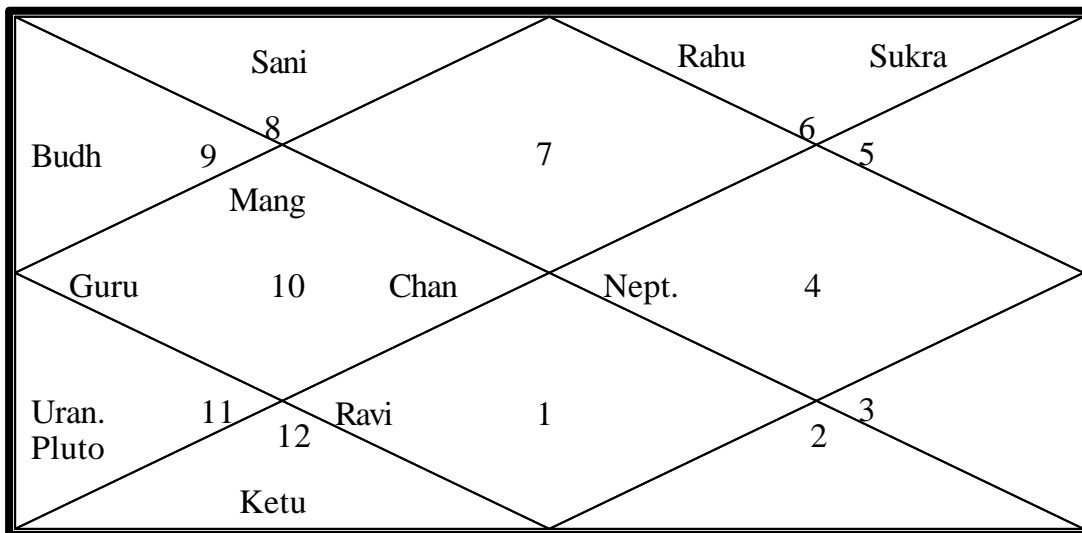
## Tara-Chakra

Janma	Sampat	Vipat	Kshem	Pratyari	Saadhak	Ved	Maitri	Ati-maitri
Svati	Visakha	Anurada	Jyesta	Mula	P.ashad	U.ashad	Sravan	Danishta
Satata	P.bhadra	U.bhadra	Revati	Aswini	Bharani	Krittika	Rohini	Mrigasira
Ardhra	Punarvasu	Pusya	Aslesha	Magha	P.phalgun	U.phalgun	Hastha	Chitra

## MOON RASI CHART



## NAVAMSA CHART



**Mang >>> Sani >>> Mang**

## Vimshotari Maha Dasa

BALANCE DASA -- Rahu -- 13 years, 5 months, 13 days

**Rahu---19/08/1950** A  
( 18 ) 01/02/1964 G  
E

**Guru---01/02/1964** A  
( 16 ) 01/02/1980 G  
E

**Sani---01/02/1980** A  
( 19 ) 01/02/1999 G  
E

---	Guru	21/03/1966	15	S	Sani	04/02/1983	32	
S -	Guru	09/03/1951	1	-	Sani	01/10/1968	18	
S	Sani	13/01/1954	3	--	Budh	07/01/1971	20	
S *	Budh	01/08/1956	5	s -	Ketu	14/12/1971	21	
S *	Ketu	20/08/1957	6	--	Sukr	14/08/1974	23	
++	Sukr	20/08/1960	9	*	Ravi	02/06/1975	24	
s - -	Ravi	14/07/1961	10	*	Chan	01/10/1976	26	
s *	Chan	13/01/1963	12	*	Mang	07/09/1977	27	
*	Mang	01/02/1964	13	S +	Rahu	01/02/1980	29	
					Sani	04/02/1983	32	
					S *	Budh	14/10/1985	35
					S *	Ketu	23/11/1986	36
					++	Sukr	22/01/1990	39
					s - -	Ravi	04/01/1991	40
					s *	Chan	04/08/1992	41
					*	Mang	13/09/1993	43
					*	Rahu	20/07/1996	45
					-	Guru	01/02/1999	48

**Budh---01/02/1999** A  
( 17 ) 01/02/2016 G  
E

**Ketu---01/02/2016** A  
( 7 ) 01/02/2023 G  
E

**Sukr---01/02/2023** A  
( 20 ) 01/02/2043 G  
E

s	Budh	29/06/2001	50	S	Ketu	29/06/2016	65	Sukr	02/06/2026	75	
s +	Ketu	26/06/2002	51	S ++	Sukr	29/08/2017	66	*	Ravi	02/06/2027	76
++	Sukr	26/04/2005	54	*	Ravi	04/01/2018	67	*	Chan	31/01/2029	78
*	Ravi	03/03/2006	55	*	Chan	05/08/2018	67	+	Mang	02/04/2030	79
*	Chan	02/08/2007	56	++	Mang	01/01/2019	68	*	Rahu	02/04/2033	82
+	Mang	29/07/2008	57	--	Rahu	20/01/2020	69	-	Guru	02/12/2035	85
S -	Rahu	16/02/2011	60	s -	Guru	26/12/2020	70	++	Sani	01/02/2039	88
S -	Guru	24/05/2013	62	s *	Sani	03/02/2022	71	++	Budh	01/12/2041	91
S -	Sani	01/02/2016	65	+	Budh	01/02/2023	72	++	Ketu	01/02/2043	92

**Ravi---01/02/2043** A  
( 6 ) 31/01/2049 G  
E

**Chan---31/01/2049** A  
( 10 ) 01/02/2059 G  
E

**Mang---01/02/2059** A  
( 7 ) 31/01/2066 G  
E

	Ravi	21/05/2043	92		Chan	01/12/2049	99		Mang	30/06/2059	108
++	Chan	20/11/2043	93	-	Mang	03/07/2050	99	--	Rahu	17/07/2060	109
++	Mang	27/03/2044	93	--	Rahu	01/01/2052	101	*	Guru	23/06/2061	110
--	Rahu	18/02/2045	94	-	Guru	02/05/2053	102	+	Sani	02/08/2062	111
*	Guru	08/12/2045	95	+	Sani	02/12/2054	104	*	Budh	30/07/2063	112
--	Sani	20/11/2046	96	++	Budh	02/05/2056	105	++	Ketu	26/12/2063	113
-	Budh	26/09/2047	97	*	Ketu	01/12/2056	106	+	Sukr	24/02/2065	114
*	Ketu	01/02/2048	97	+	Sukr	02/08/2058	107	++	Ravi	02/07/2065	114
*	Sukr	31/01/2049	98	++	Ravi	01/02/2059	108	*	Chan	31/01/2066	115

**Note:** Dates mentioned above are the ending dates.  
The signs in front of the date indicates the following:  
S = Sadesati                      s = Small Panoti  
+ = Friend                        - = Enemy  
\* = Neutral                        -- = Bitter Enemy  
++ = Intimate

**Planet - Relations**

**Permanent Friendship Chart**

	<b>Ravi</b>	<b>Chan</b>	<b>Mang</b>	<b>Budh</b>	<b>Guru</b>	<b>Sukr</b>	<b>Sani</b>	<b>Rahu</b>	<b>Ketu</b>
<b>Ravi</b>	---	Friend	Friend	Neutral	Friend	Enemy	Enemy	Enemy	Enemy
<b>Chan</b>	Friend	---	Neutral	Friend	Neutral	Neutral	Neutral	Enemy	Enemy
<b>Mang</b>	Friend	Friend	---	Enemy	Friend	Neutral	Neutral	Enemy	Friend
<b>Budh</b>	Friend	Enemy	Neutral	---	Neutral	Friend	Neutral	Neutral	Neutral
<b>Guru</b>	Friend	Friend	Friend	Enemy	---	Enemy	Neutral	Neutral	Neutral
<b>Sukr</b>	Enemy	Enemy	Neutral	Friend	Neutral	---	Friend	Friend	Friend
<b>Sani</b>	Enemy	Enemy	Enemy	Friend	Neutral	Friend	---	Friend	Enemy
<b>Rahu</b>	Enemy	Enemy	Enemy	Neutral	Neutral	Friend	Friend	---	Enemy
<b>Ketu</b>	Enemy	Enemy	Friend	Neutral	Neutral	Friend	Enemy	Enemy	---

**Temporary Friendship Chart**

	<b>Ravi</b>	<b>Chan</b>	<b>Mang</b>	<b>Budh</b>	<b>Guru</b>	<b>Sukr</b>	<b>Sani</b>	<b>Rahu</b>	<b>Ketu</b>
<b>Ravi</b>	---	Friend	Friend	Enemy	Enemy	Friend	Enemy	Enemy	Friend
<b>Chan</b>	Friend	---	Enemy	Friend	Enemy	Friend	Friend	Enemy	Friend
<b>Mang</b>	Friend	Enemy	---	Friend	Enemy	Friend	Friend	Enemy	Friend
<b>Budh</b>	Enemy	Friend	Friend	---	Enemy	Friend	Enemy	Enemy	Friend
<b>Guru</b>	Enemy	Enemy	Enemy	Enemy	---	Enemy	Enemy	Friend	Enemy
<b>Sukr</b>	Friend	Friend	Friend	Friend	Enemy	---	Friend	Enemy	Friend
<b>Sani</b>	Enemy	Friend	Friend	Enemy	Enemy	Friend	---	Enemy	Friend
<b>Rahu</b>	Enemy	Enemy	Enemy	Enemy	Friend	Enemy	Enemy	---	Enemy
<b>Ketu</b>	Friend	Friend	Friend	Friend	Enemy	Friend	Friend	Enemy	---

**Five-Fold Friendship Chart**

	<b>Ravi</b>	<b>Chan</b>	<b>Mang</b>	<b>Budh</b>	<b>Guru</b>	<b>Sukr</b>	<b>Sani</b>	<b>Rahu</b>	<b>Ketu</b>
<b>Ravi</b>	---	Intimate	Intimate	Enemy	Neutral	Neutral	Bitter	Bitter	Neutral
<b>Chan</b>	Intimate	---	Enemy	Intimate	Enemy	Friend	Friend	Bitter	Neutral
<b>Mang</b>	Intimate	Neutral	---	Neutral	Neutral	Friend	Friend	Bitter	Intimate
<b>Budh</b>	Neutral	Neutral	Friend	---	Enemy	Intimate	Enemy	Enemy	Friend
<b>Guru</b>	Neutral	Neutral	Neutral	Bitter	---	Bitter	Enemy	Friend	Enemy
<b>Sukr</b>	Neutral	Neutral	Friend	Intimate	Enemy	---	Intimate	Neutral	Intimate
<b>Sani</b>	Bitter	Neutral	Neutral	Neutral	Enemy	Intimate	---	Neutral	Neutral
<b>Rahu</b>	Bitter	Bitter	Bitter	Enemy	Friend	Neutral	Neutral	---	Bitter
<b>Ketu</b>	Neutral	Neutral	Intimate	Friend	Enemy	Intimate	Neutral	Bitter	---

**Ashtakvarg Table**

	Mes Ari	Ris Tau	Mit Gem	Krk Can	Sim Leo	Kan Vir	Tul Lib	Vrc Sco	Dha Sag	Mak Cap	Kum Aqu	Min Pis	
<b>Lag</b>	1	5	4	5	7	2	5	6	3	3	2	6	<b>49</b>
<b>Sun</b>	5	5	6	4	5	3	3	4	4	3	2	4	<b>48</b>
<b>Mon</b>	3	4	4	2	5	2	5	5	5	4	4	6	<b>49</b>
<b>Mar</b>	3	4	5	2	4	0	3	4	5	4	2	3	<b>39</b>
<b>Mer</b>	5	5	5	7	5	4	3	5	3	6	2	4	<b>54</b>
<b>Jup</b>	7	5	4	3	6	4	4	7	5	3	4	4	<b>56</b>
<b>Ven</b>	4	3	7	3	4	5	6	4	5	3	4	4	<b>52</b>
<b>Sat</b>	2	3	6	3	4	3	1	2	5	3	2	5	<b>39</b>

**Total with Lagna**

30    34    41    29    40    23    30    37    35    29    22    36    386

**Total without Lagna**

29    29    37    24    33    21    25    31    32    26    20    30    337

**Bindus after Trikon Reductions**

	Mes Ari	Ris Tau	Mit Gem	Krk Can	Sim Leo	Kan Vir	Tul Lib	Vrc Sco	Dha Sag	Mak Cap	Kum Aqu	Min Pis
<b>Lag</b>	0	3	2	0	6	0	3	1	2	1	0	1
<b>Sun</b>	1	2	4	0	1	0	1	0	0	0	0	0
<b>Mon</b>	0	2	0	0	2	0	1	3	2	2	0	4
<b>Mar</b>	0	4	3	0	1	0	1	2	2	4	0	1
<b>Mer</b>	2	1	3	3	2	0	1	1	0	2	0	0
<b>Jup</b>	2	2	0	0	1	1	0	4	0	0	0	1
<b>Ven</b>	0	0	3	0	0	2	2	1	1	0	0	1
<b>Sat</b>	0	0	5	1	2	0	0	0	3	0	1	3

**Bindus after Ekadipathya Reductions**

	Mes Ari	Ris Tau	Mit Gem	Krk Can	Sim Leo	Kan Vir	Tul Lib	Vrc Sco	Dha Sag	Mak Cap	Kum Aqu	Min Pis
<b>Lag</b>	0	0	2	0	6	0	3	1	1	1	0	1
<b>Sun</b>	1	1	4	0	1	0	1	0	0	0	0	0
<b>Mon</b>	0	1	0	0	2	0	1	3	2	2	0	2
<b>Mar</b>	0	1	3	0	1	0	1	2	1	4	0	1
<b>Mer</b>	1	0	3	3	2	0	1	1	0	2	0	0
<b>Jup</b>	2	2	0	0	1	1	0	2	0	0	0	1
<b>Ven</b>	0	0	2	0	0	2	2	1	0	0	0	0
<b>Sat</b>	0	0	5	1	2	0	0	0	0	0	1	0

**Sodhya Pinda**

	Lag	Sun	Mon	Mar	Mer	Jup	Ven	Sat
<b>Grah Pinda</b>	131	66	113	108	88	77	48	75
<b>Rasi Pinda</b>	129	28	43	28	64	15	26	47
<b>Sodhya Pinda</b>	260	94	156	136	152	92	74	122



**Sani's Sade Sati**

Your nirayan moon sign (i.e RASI) at birth is Tula. You will be under the influence of Sani's Sade Sati whenever Saturn transits the following rasi's :- Kanya, Tula, Vrschik, Makar & Vrishab.

It is advisable that you should be alert when undertaking any major activity during the period of sani's sade sati, because unexpected hurdles may come across your path during this period.

Panoti Type	Sani Sign	Enter Date	Exit Date	Paya
Sadesati	Kanya	20/09/1950	25/11/1952	Copper
Sadesati	Tula	25/11/1952	24/04/1953	Silver
Sadesati	Kanya	24/04/1953	21/08/1953	Gold
Sadesati	Tula	21/08/1953	12/11/1955	Copper
Sadesati	Vrschik	12/11/1955	08/02/1958	Gold
Sadesati	Vrschik	02/06/1958	07/11/1958	Silver
Small Panoti	Makar	01/02/1961	18/09/1961	Gold
Small Panoti	Makar	08/10/1961	27/01/1964	Gold
Small Panoti	Vrishab	28/04/1971	10/06/1973	Iron
Sadesati	Kanya	04/11/1979	15/03/1980	Copper
Sadesati	Kanya	27/07/1980	06/10/1982	Iron
Sadesati	Tula	06/10/1982	21/12/1984	Copper
Sadesati	Vrschik	21/12/1984	01/06/1985	Silver
Sadesati	Tula	01/06/1985	17/09/1985	Gold
Sadesati	Vrschik	17/09/1985	17/12/1987	Gold
Small Panoti	Makar	21/03/1990	20/06/1990	Copper
Small Panoti	Makar	15/12/1990	05/03/1993	Silver
Small Panoti	Makar	15/10/1993	10/11/1993	Iron
Small Panoti	Vrishab	07/06/2000	23/07/2002	Copper
Small Panoti	Vrishab	08/01/2003	07/04/2003	Silver
Sadesati	Kanya	10/09/2009	15/11/2011	Copper
Sadesati	Tula	15/11/2011	16/05/2012	Silver
Sadesati	Kanya	16/05/2012	04/08/2012	Gold
Sadesati	Tula	04/08/2012	02/11/2014	Silver
Sadesati	Vrschik	02/11/2014	26/01/2017	Silver
Sadesati	Vrschik	21/06/2017	26/10/2017	Copper
Small Panoti	Makar	24/01/2020	29/04/2022	Iron
Small Panoti	Makar	12/07/2022	17/01/2023	Copper

## **Favourable Points**

*Favourable points give you the knowledge of your friendly combinations. People having same radical, lucky or friendly numbers would be your good friends or partners. Similarly people having same friendly ascendent and same friendly sign would be benefic and remain close to you. Again lucky days, years and periods of benefic planets bring prosperity, happiness & success.*

*Wearing favourable stones, metals and colours bring mental and physical happiness. Meditation of God gives mental peace and recital of favourable mantra brings eternal happiness. Dealing in favourable items brings prosperity at home. Starting any important work at favourable time brings success. Lucky stone enhances the luck.*

Radical Number	:	1
Lucky Number	:	6
Friendly Numbers	:	2, 7, 9
Evil Number	:	4, 8
Good Years	:	19, 28, 37, 46, 55
Favourable Days	:	Wednesday, Friday, Saturday
Favourable Planets	:	Mercury, Venus, Saturn
Evil Planets	:	Jupiter, Saturn
Friendly signs	:	Makar, Mithun
Friendly Ascendent	:	Virgo, Sagittarius, Aquarius, Aries
Favourable Stone	:	Emerald
Other Favourable Stones	:	Onyx, Aquamarine, Peridot
Lucky Stone	:	Neelam
God	:	Lakshmi
Favourable Metal	:	Bronze
Favourable Colour	:	Green
Direction	:	North
Time	:	2 hours after Sunrise
Items	:	Glucose, Ivory, Camphor, Fruit
Cereals	:	Moong
Liquids	:	Ghee